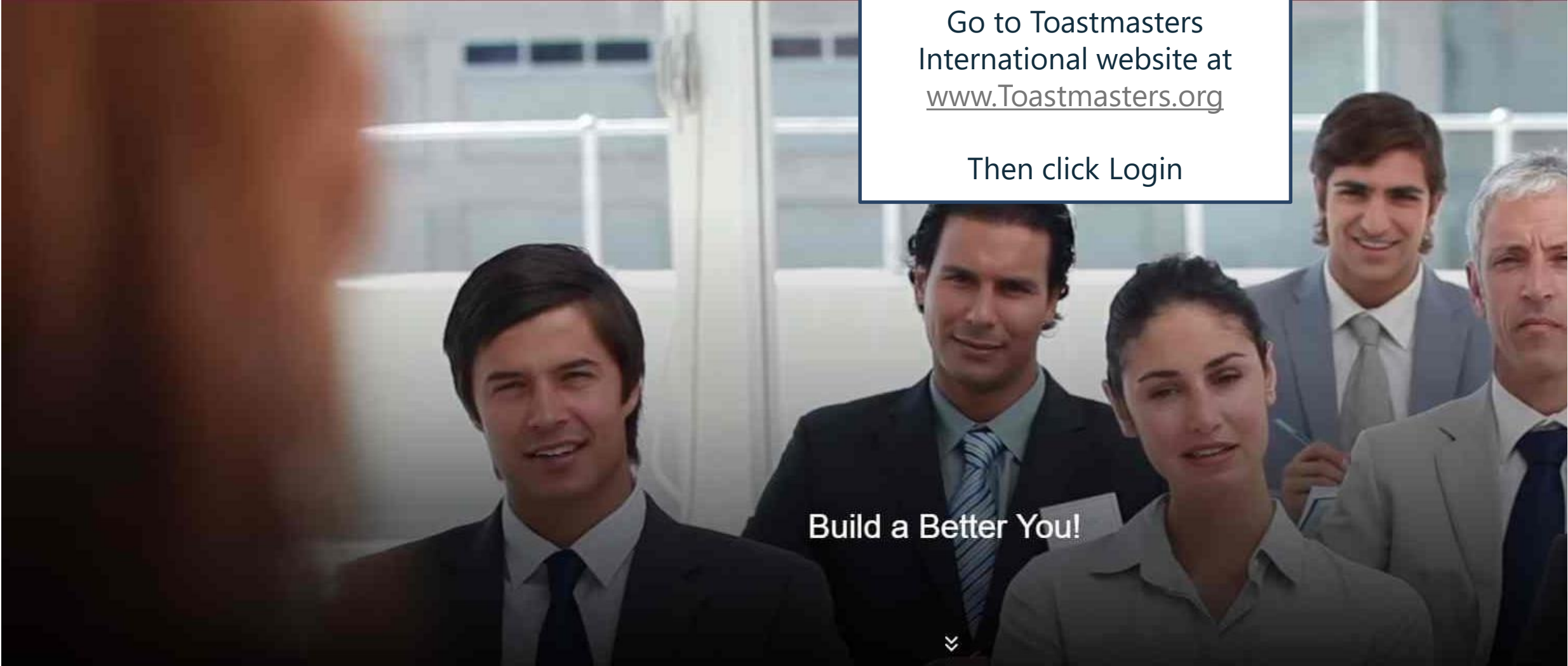




Step 1
Go to Toastmasters International website at www.Toastmasters.org
Then click Login



Build a Better You!



Step 2
After you log in, go to Club Central

Leadership Central

Club Central

- Logos, Images and Templates
- Speech Contests
- Eligibility Assistant
- WowIFactor

- District Central
- District Leader Tools
- Public Relations
- The Leader Letter
- Legal and Tax Compliance

- Distinguished Performance Reports
- Region Advisor
- Governing Documents
- Month-End Closing Dates
- Region Realignment 2018



THE PATH TO A BETTER YOU

What is Toastmasters?





WHERE LEADERS ARE MADE

FIND A CLUB

[About](#) | [Education](#) | [Membership](#) | [Leadership Central](#) | [Resources](#) | [Magazine](#) | [Events](#) | [Sho](#)

[Home](#) / [My Toastmasters](#) / [Profile](#) / [Club Central](#)

Step 3

Select the club to assign
the proxy from

| CLUB CENTRAL

To conduct club business, select the club you'd like to view :

Vikings Club

00000591

Westside Speakers Club

00007127

Money Talk\$











01102422

**Appetite For Success
Toastmasters**

02987115

 <p>Submit Education Awards Submit member education awards</p>	 <p>Club Roster Review and print your club's roster. Update member contact information</p>
--	--

Club Administration

 <p>Club Proxy Designate a proxyholder to cast your club's vote at the Annual Business Meeting</p>	 <p>Club Officer Assignment Review, update and assign club officers</p>
 <p>Club Demographics Review and update your club's mailing address, officer terms and club preferences</p>	 <p>Club Financials Review club receipts and statements</p>
 <p>Distinguished Performance Report Review your club's Distinguished Performance Report</p>	 <p>Club Achievements Review and print club awards and achievements</p>
 <p>Eligibility Assistant Verify member eligibility for speech contests and proxy assignments</p>	 <p>Club Contact and Meeting Information Review and update club contact information, meeting schedule and location</p>
 <p>Addendum of Standard Club Options Review, update and print Addendum of Standard Club Options</p>	 <p>Administrative Reports View and print reports on current and historical club information</p>

Step 4

Click on Club Proxy





CLUB PROXY ASSIGNMENT

Use this section to perform one the following actions for the Annual Business Meeting:

Send a Club Delegate

Designate District Director

Designate Active Toastmaster

Step 5

Click on "Designate District Director"

Note:

Once you click on an option to designate someone to carry your club's proxy, a list of candidates and proposals will appear below. These are all optional fields and you can leave them empty



Votes for no 0

If no instructions are indicated, the proxyholder will exercise his/her judgement.

If a listed candidate withdraws or for any reason is no longer a nominee at the time of the vote, and this form instructs the delegate or proxyholder to vote for that nominee, he or she shall have discretion to cast that vote for another listed candidate, for a floor candidate, or for no candidate.

My club may revoke this proxy before it is exercised by delivering a written revocation notice to the Secretary of Toastmasters International, by executing a new proxy, or by authorizing an active individual member of my club to serve as a delegate at the Annual Business Meeting. Any such modification must be executed at Credentials at the International Convention.

By my signature below, I certify that the active member of my club named above will serve as my club's delegate to the Annual Business Meeting. This means that my club revokes any previous proxies and appoints the proxyholder to act as its proxy, vote for international officers and directors, and vote upon any other business coming before the Annual Business Meeting.

IMPORTANT NOTICE: Typing your name in the box below will constitute your electronic signature.

Signature

Type your name here

Jul. 10, 2019

By clicking on this box, I am affixing my electronic signature, which is legally equivalent to my handwritten signature.

Confirm Votes

Then click confirm

Step 6

Scroll all the way to the bottom

Type your name in the box, then click confirm

